



BridgePrep
Academy

BPA COLLIER SPRING TESTING for PARENTS

2023-2024 State Assessments

Student participation in the state-wide assessment program is mandatory per s. 1008.22(3)(a), Florida Statutes (F.S.).

New for Spring 2024

- **Grades 5 and 8 Science**
 - Computer-Based Tests
 - 160-Minute Session
 - Up to a full school day to finish

New for Spring 2024

- **B.E.S.T. Writing**

- Computer-based for all grades (4–10) in one 120-minute session.
 - Any student not completed at the end of the session may continue working up to a half school day.
- B.E.S.T. Writing scores will be reported separately from English Language Arts (ELA) Reading; they will not contribute to an overall ELA score.

Spring Statewide Assessments

- **FAST Progress Monitoring 3**
 - VPK-Grade 8 ELA Reading
 - VPK-Grade 8 Mathematics
- **B.E.S.T. End-of-Course Assessments (EOCs)**
 - Algebra 1
- **B.E.S.T. Writing**
 - Grade 4-Grade 8
- **Statewide Science Assessments (SSA)**
 - Grade 5 & Grade 8 Science
- **NGSSS EOCs**
 - M/J Civics

Progress Monitoring 3

- All FAST assessments are administered in one session in one day, and students take only one subject test per day.
- We begin testing in the morning to allow enough time to complete the test in one school day.

Grades/Subject	Session Length
Grades K-2 ELA Reading	Untimed
Grades K-2 Mathematics	Untimed
Grades 3–10 ELA Reading	120 minutes
Grades 3–5 Mathematics	100 minutes
Grades 6–8 Mathematics	120 minutes

3rd Grade F.A.S.T. Reading- Florida Law

- **Florida law [section 1008.25(5), Florida Statutes (F.S.)] says that third graders who do not have a score of Level 2 or above on the statewide FAST Reading must be retained.**
- **Students can demonstrate the required reading level through a state-approved alternative standardized reading test or through a student portfolio can be granted a good cause exemption and be promoted to grade 4.**
- **A student will only be retained in grade 3 only once.**
- **If your child does not score at Level 2 or above, you will be notified by the school that your child will not be promoted to grade 4 until he or she achieves the required reading level.**
- **Students who are retained must be given intensive instruction in reading to help them catch up.**

FAST VPK-2 Details

Star Early Literacy (Kinder Only)

- **Assesses three broad domains - Word Knowledge and Skills, Comprehension Strategies and Constructing Meaning, and Numbers and Operations**
 - 27 questions
 - 10-20 minutes average test length
 - Headphones Required

FAST VPK-2 Details

Star Reading

- **Items test skills in five key reading domains**
 - Word Knowledge and Skills
 - Comprehension Strategies and Constructing Meaning
 - Analyzing Literary Text
 - Understanding Author's Craft
 - Analyzing Argument and Evaluating Text
- **34 items**
- **15-20 minutes average test length**

FAST VPK-2 Details

Star Math

- **Items test skills in four broad math domains**
 - Numbers and Operations
 - Algebra
 - Geometry & Measurement
 - Data Analysis, Statistics & Probability
- **34 items**
- **20-30 minutes average test length**
- **Headphones Required (Audio for All Regardless of IEP/504 Plan)**

B.E.S.T. Algebra 1 and NGSSS Civics

- Any student not finished by the end of the 160-minute test session may continue working; however, testing must be completed within the same school day.

Subject	Session Length	Number of Sessions
B.E.S.T. Algebra 1	160 minutes	1
Civics EOC		

Statewide Science Assessments (SSA)

- Any student still working at the end of the scheduled testing time must be provided the time needed to complete the test, up to the end of the school day.

Subject	Session Length	Number of Sessions
Grade 5 Science	160 minutes	1
Grade 8 Science	160 minutes	1

FAST Portal- Sample Items

Students & Families

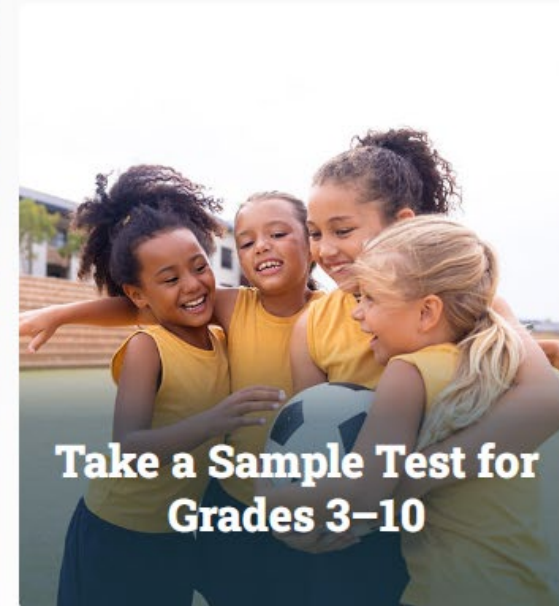
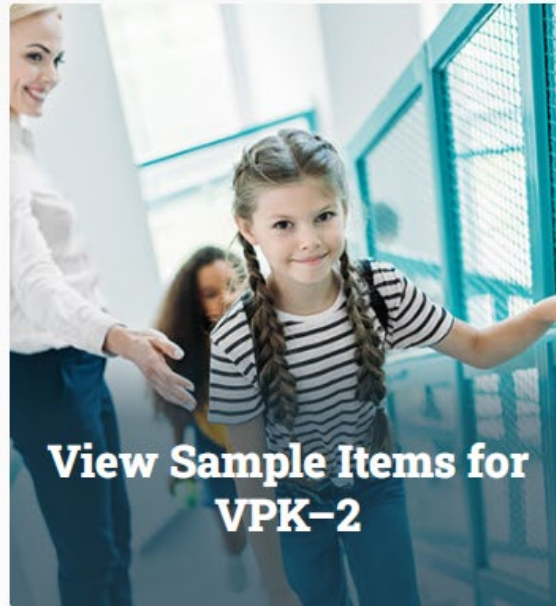
General information and resources about the Florida Assessment of Student Thinking (FAST).

Home > Students & Families

Prepare for the FAST

The FAST is administered to students in grades VPK-2 and 3-10.

Select the appropriate card to the right to view sample test items for VPK-2 or to take a sample test for Grades 3-10.



State Assessment Security

Purposes for ensuring test security procedures:

- **Protecting our students from test score invalidation:**
 - Prevent re-take of assessments
 - Prevent repeat of course content
 - Prevent loss of credit towards graduation
- **Protecting our staff members from allegations of providing unfair advantage (or disadvantage) to students:**
 - Prevent negative job performance evaluation
 - Prevent loss of teaching credential
 - Prevent involvement of law enforcement
- **Building the reputation of our school**

State Assessment Security

Invalidation Definition:

- Any occurrence where assessment results can no longer be considered a valid representation of the student's ability

State Assessment Security


Invalidation Causes: Student Actions

- Leaving campus before finishing a test session for appointment or other non-illness related reason
- Exemption if student becomes ill during test:
 - If unable to complete a session a student *may return to the test on a subsequent day* to complete the session.
 - TA must note the occurrence on the administration record (with other required administration information)
 - Record the amount of time left in the session
 - When the student returns provide the exact remaining amount of time for the student to complete the session

State Assessment Security

Invalidation Causes: Student Actions


- Cheating
 - Looking at and/or copying from another student's test
 - Allowing another student to look at or copy their own test
 - Use of unauthorized aids
 - Possession of an electronic device
- Disruptive behavior
 - Making noises
 - Chatting
 - Unnecessary movements



State Assessment Security

Invalidation Prevention:

- **Electronic Devices**
 - Students are not permitted to have any electronic devices at any time during testing (including restroom/lunch breaks)
 - Electronic devices include, but are not limited to:
 - Cell phones, Smartphones, Smartwatches
- **Florida State rule: *If a student is found with an electronic device (that he or she is not using for testing purposes) during testing or during breaks the student's test must be invalidated***
 - ***Recent State report shows 40% of test invalidations were due to students possessing an electronic device***




State Assessment Security

Invalidation Prevention:

- **Electronic Devices**

- Before testing begins, students receive many messages in multiple formats regarding unapproved electronic devices not allowed in any testing room:

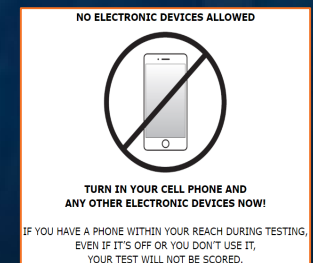


- Announcements before testing day
- Robo-calls to homes
- Parent letter
- TA announcements before test begins
- TA reading of scripted message
- TA pointing to no electronic devices sign

Dear Parent/Guardian,

Please review the following policies with your student before testing:

- **Electronic Devices**—Students are not permitted to access any electronic devices, including, but not limited to, cell phones, smartphones, and smartwatches, at any time during testing or during breaks (e.g., restroom). If your student is found with an electronic device or is found using Bluetooth/wireless headphones/earbuds during testing, his or her test may be invalidated.



State Assessment Security

Invalidation Prevention:

• Electronic Devices - Day of Test Procedures

1. As students enter the testing room, the Test Administrator should ask students if they have an electronic device
2. Students who have an electronic device must show the TA that the device is powered off
3. Place any devices in a location where students cannot access them
 - What is your school's policy? (back-packs, pocket charts, bins)
4. Double-check with students who say they do not have an electronic device
5. Point to the *No Electronic Devices* sign when reading that portion of the script
(TC: *Spanish and Creole sign versions in TEAMS*)



How Parents Can Help:

Preparation:

- Help your child nurture a positive mindset
- Encourage practice as much as possible

Testing Day:

- Make sure they get a good night's sleep the night before
- Prepare a nutritious, energy-packed breakfast
- Provide as much encouragement and positivity as possible
- Arrange appointments and absences (as much as possible) after testing is over.

After Testing:

- Discuss results with your child
- Find something to celebrate

Questions??

